



Fall 2018 Student Perception of Instruction Results for Labor Economics 4966 (Veronika Dolar)

Project Title: **SUNY Old Westbury Student Perception of Instruction - Fall 2018**

Project Audience: **22**

Responses Received: **13**

Response Ratio: **59.09%**

Report Comments

January 9th 2018

Dear Veronika Dolar,

Please find the Fall 2018 student feedback for Labor Economics 4966 attached. Copies of this report will be distributed to your Academic Department and to the Dean of your designated school, and must be included in Reappointment, Promotion, and Tenure files. If you have any questions please contact Duncan Quarless or the Office of Academic Affairs.

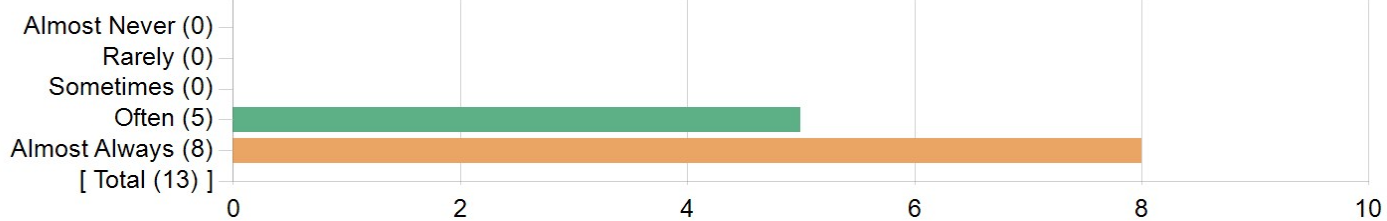
Thank you,
SUNY Old Westbury Course Evaluation Team

Prepared by: **Office of Academic Affairs**

Creation Date: **Wed, Jan 09, 2019**

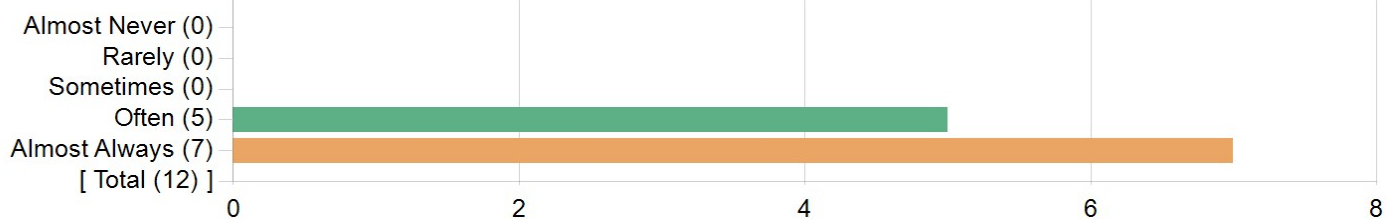
Evaluation of Instructor

1. The instructor presented the course material clearly.



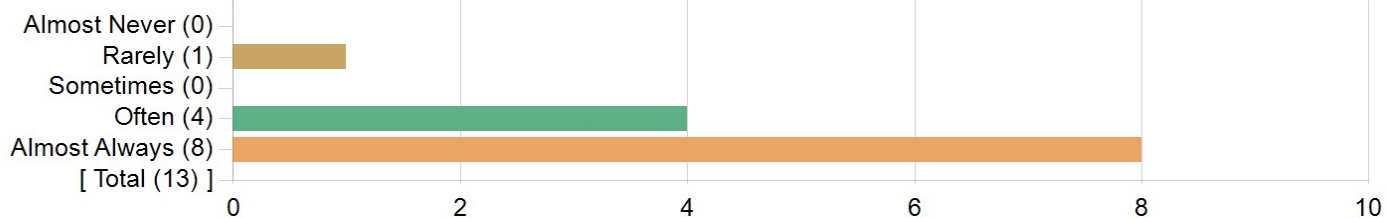
Statistics	Value
Mean	4.62
Median	5.00
Mode	5
Standard Deviation	0.51

2. The instructor stimulated interest in this subject.



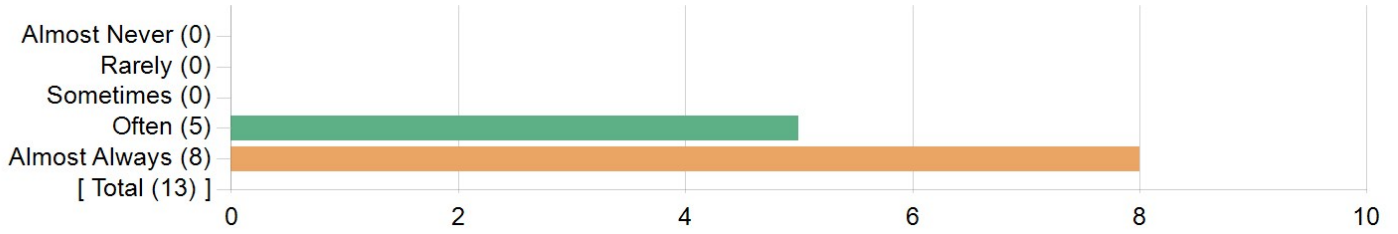
Statistics	Value
Mean	4.58
Median	5.00
Mode	5
Standard Deviation	0.51

3. The instructor cleared up points of confusion.



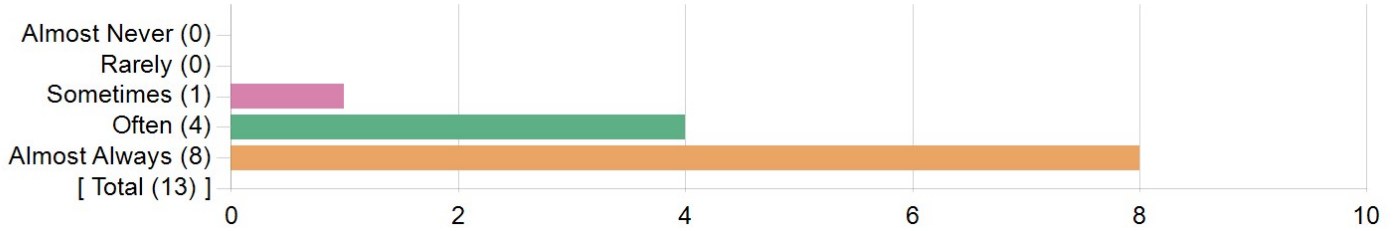
Statistics	Value
Mean	4.46
Median	5.00
Mode	5
Standard Deviation	0.88

4. Tests and assignments were related to material covered in class.



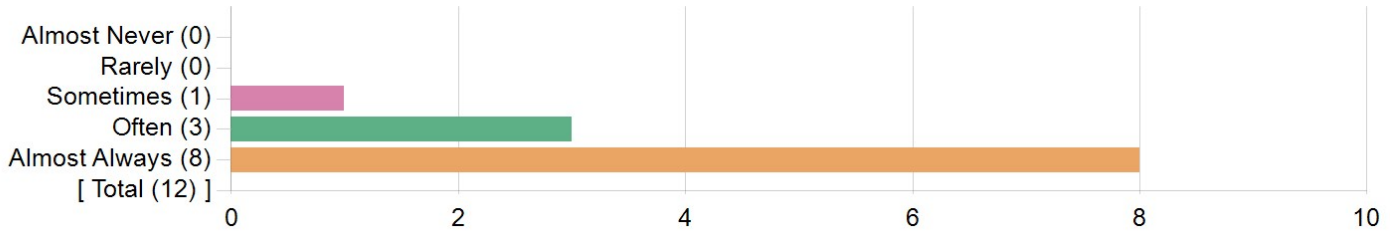
Statistics	Value
Mean	4.62
Median	5.00
Mode	5
Standard Deviation	0.51

5. The tests and assignments were graded fairly.



Statistics	Value
Mean	4.54
Median	5.00
Mode	5
Standard Deviation	0.66

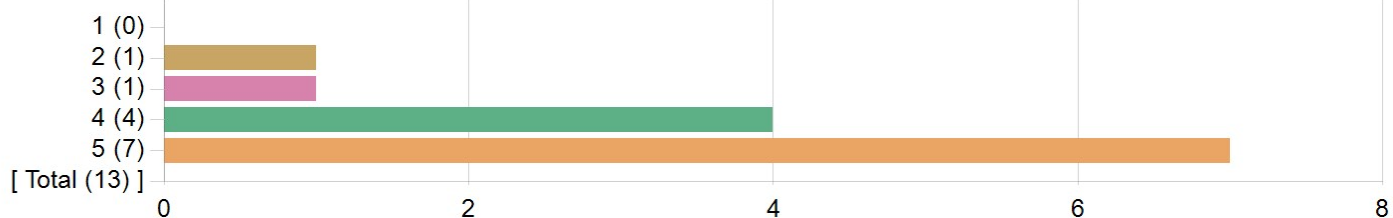
6. Course objective were clear.



Statistics	Value
Mean	4.58
Median	5.00
Mode	5
Standard Deviation	0.67

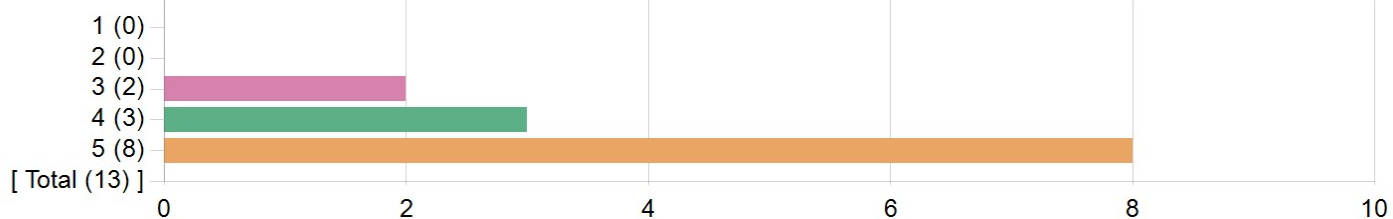
Overall Impression of the Course

1. How much do you feel you learned in this course? (1=Nothing, 5=A lot)



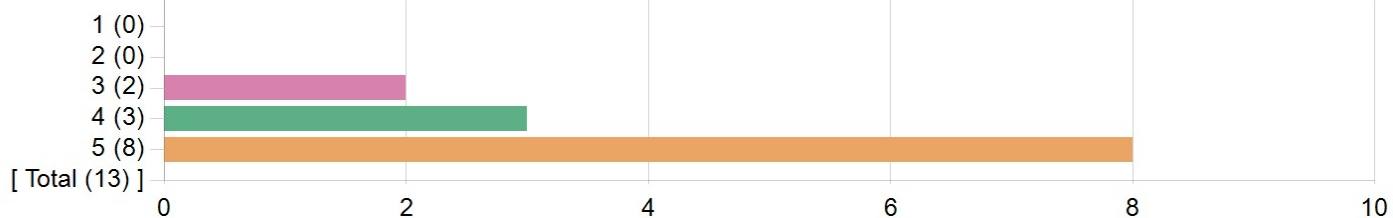
Statistics	Value
Mean	4.31
Median	5.00
Mode	5
Standard Deviation	0.95

2. Please provide an overall rating of this instructor's teaching. (1=Very Negative, 5=Very Positive)



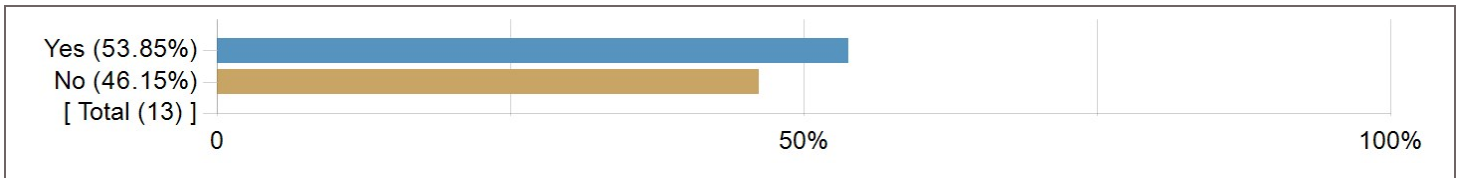
Statistics	Value
Mean	4.46
Median	5.00
Mode	5
Standard Deviation	0.78

3. Please provide an overall rating of this course. (1=Very Negative, 5=Very Positive)

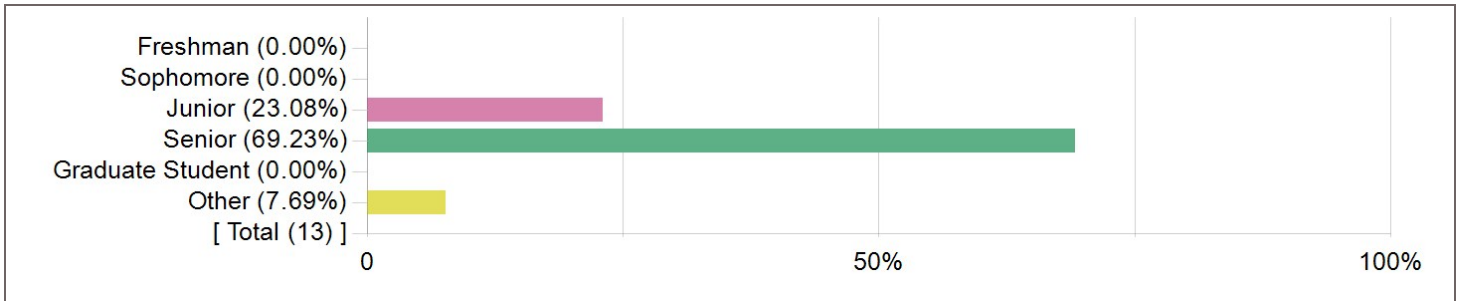


Statistics	Value
Mean	4.46
Median	5.00
Mode	5
Standard Deviation	0.78

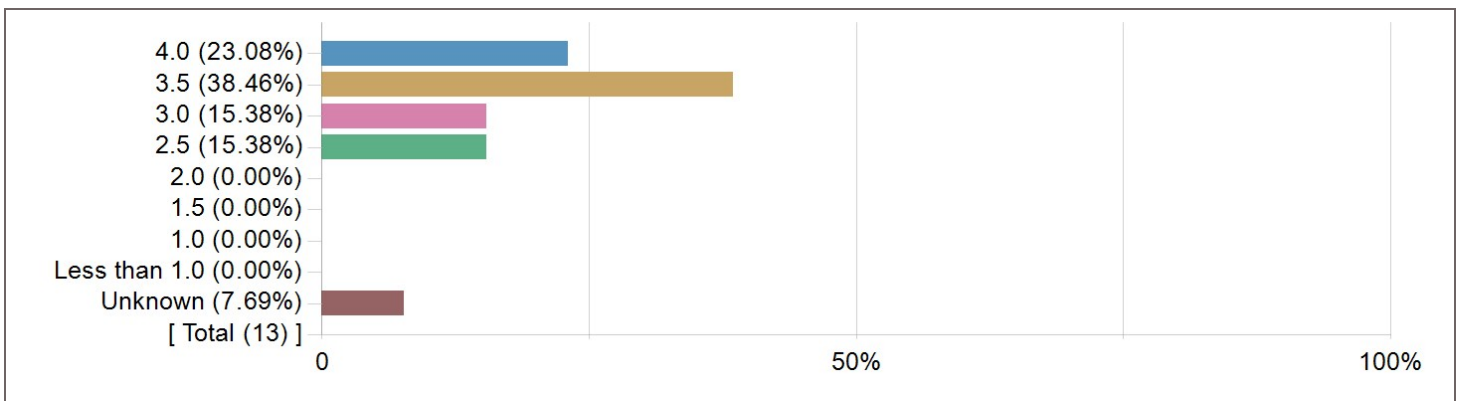
Is this course a requirement for your major?



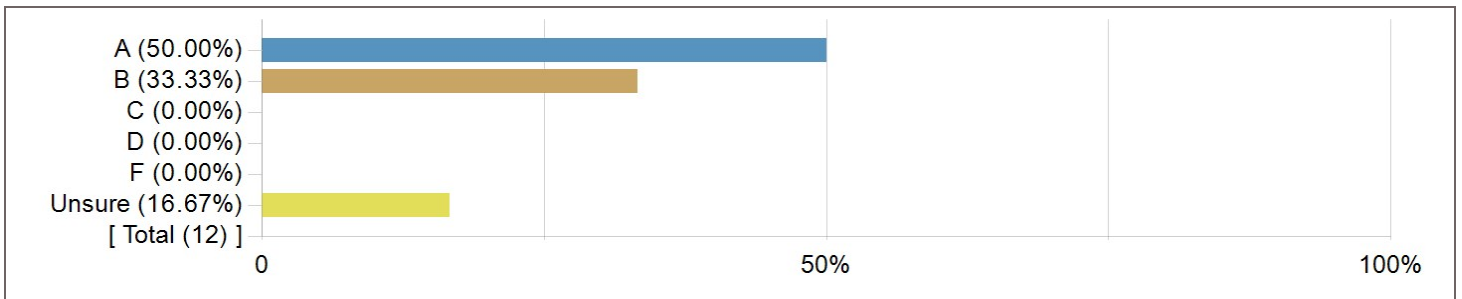
What is your class standing?



What is your cumulative GPA?



What grade do you expect in this class?



What were the strengths of this course and/or instructor?

Comments
Presented material in a clear concise manner always available to answer questions.
The course taught about issues that we deal with every day but don't really think about. The instructor was very good with questions. When students had questions she would follow up with instructional videos which was very helpful since this is an online course.
Professor was always available to us online, material was planned out for the semester and was followed closely, gave detailed explanation for each lecture and visuals to help understand the material better.
The instructor was clearly and thorough with her instructions on what that the assignment need to be completed. Along with video tutorials as instructions on how to complete various graphs and Excel documents by the far the best the explanations I've ever received at SUNY Old Westbury.
The professor was great! She was very knowledgeable about the subject and created a lot of excitement for it. She was passionate as well.
The strengths of this course is the flexibility and the learning resources available to students. The professor gives students a fair amount of time to complete assignments and even created screencast videos walking students through lessons and showing what is expected.
She did videos for our online course explaining exactly how to do everything which I thought was very helpful.
She does her best to explain thoroughly, is very knowledgeable. She wants everyone to do well
Created all new coursework for the online module on the Canvas site
Very persistent, understanding and clear.

What were the weaknesses of this course and/or instructor?

Comments
none
I thought the assignments took a lot longer than expected. However, the instructor was very patient and very helpful. She was also open to hearing all feedback throughout the semester to help with her planning semesters going forward. Loved that about her.
none
There was a lot of assignments due at one time which made it all a little confusing
There were no significant weaknesses of this course.
Not giving enough feedback on current work or If you had a question
I don't think economics should be an online class
Course ended up being behind schedule
None.

Use this space for any additional comments

Comments
i would take another class with this professor.
Would recommend to others
Overall great professor, would love to take her class again but I will be graduating this semester, in the future I will always recommend other students in the Industrial and Labor Relations department to take a class with this instructor.
The screencast videos which went over lessons were by far the best touch to an online class experience I have ever had!
Great class, great opportunity to show what we learned through projects instead of just tests. Great videos and lectures to drive home the information